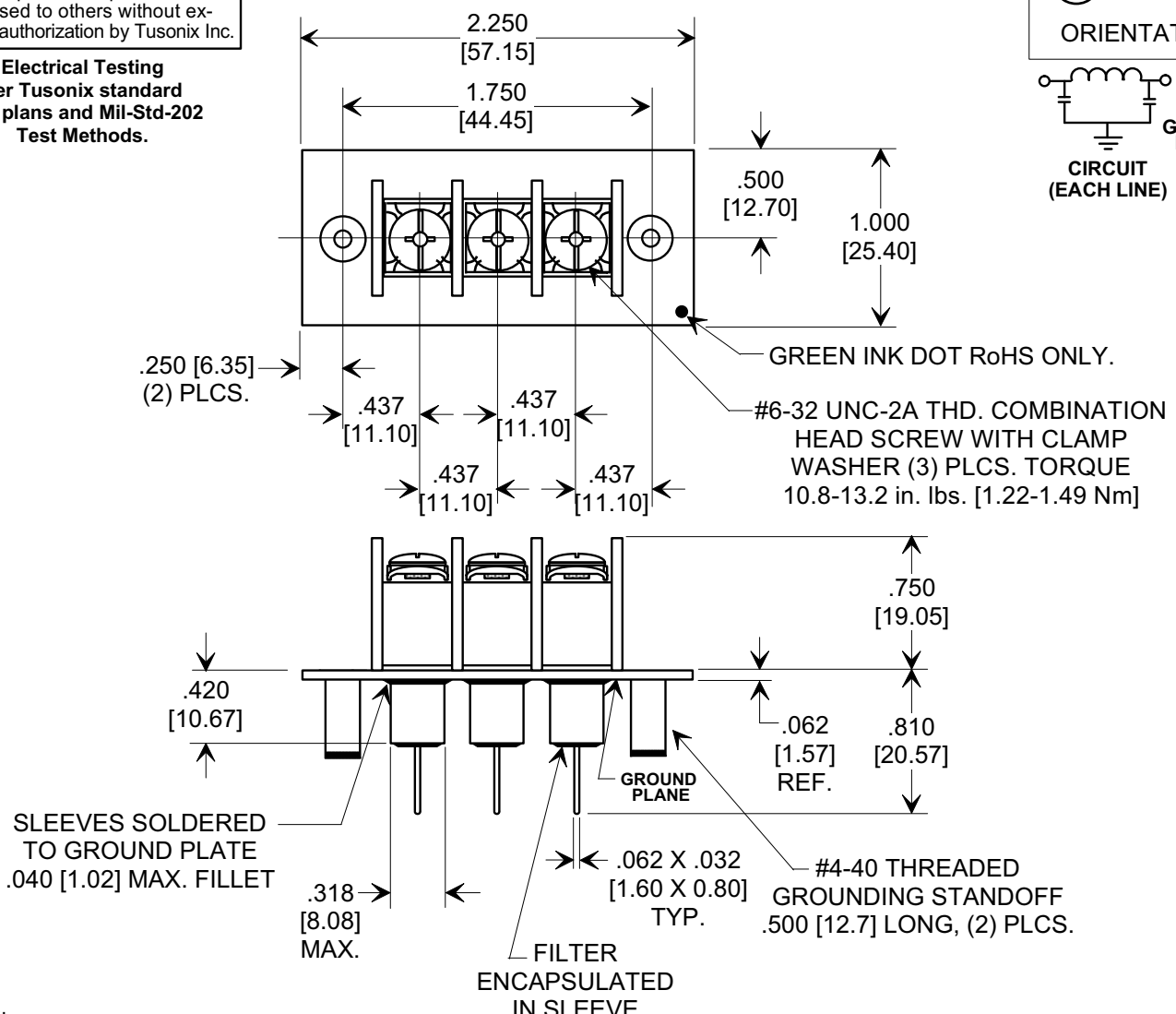
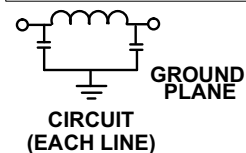
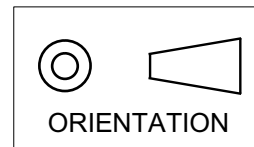


This drawing is the property of Tusonix, Inc., and may not be used, reproduced, published or disclosed to others without expressed authorization by Tusonix Inc.

Electrical Testing
per Tusonix standard
test plans and Mil-Std-202
Test Methods.

MARKETING SALES DRAWING
DIMENSIONS IN INCHES - DO NOT SCALE THIS DRAWING
DIMENSIONS IN METRIC - []



NOTES:

- TUSONIX STANDARD PART NUMBER: 7603-551N.
TUSONIX RoHS COMPLIANT PART NUMBER: 7603-551N LF.
CUSTOMER MUST SPECIFY STANDARD OR RoHS PART NUMBER WHEN ORDERING.
- LEAD FINISH: MATTE TIN.
- PLATE MATERIAL: COPPER ALLOY, MATTE TIN FINISH.
- PART MARKING: PART NUMBER, DATE CODE AND UL RECOGNITION: WHITE INK.
RoHS PART: GREEN INK DOT ON TOP OF GROUND PLATE AS SHOWN.
- MAX. SOLDERING TEMPERATURE 500°F (260°C).
- GROUNDING STANDOFF MOUNTING TORQUE 3.0 - 3.8 in. lbs. [0.34 - 0.43 Nm].
- MOLDED MATERIAL: HIGH TEMPERATURE THERMOPLASTIC (PBT), UL RATED 94 V-O.
- UL FILE NO. E201344.

| Cx (pF) | WVDC -55°C TO +105°C | IDC | I.R. MIN. @ 100 (VDC) | DWV (VDC 1 MIN.) | TYPICAL NO LOAD INSERTION LOSS (dB) @ 25°C PER MIL-STD-220 | | | |
|-----------|-------------------------|---------|-----------------------------|------------------------|--|---------|-------|--------|
| | | | | | 10 MHz | 100 MHz | 1 GHz | 10 GHz |
| 2500/5000 | 100 | 20 Amps | 10 G Ω | 2121 | 5 | 50 | 60 | 65 |

| | | | | | |
|--|---|---|--|---|---------------------|
| REVISION RECORD Original Release C.O. 20070723-1-01 NOTE 8 ADDED L.E. 04-21-09 ECO-683 | 0 | A | TOLERANCES unless otherwise specified 2 PLC. DECIMAL ± N/A 3 PLC. DECIMAL ± .030 [0.76] | Title REAR-PANEL MOUNT FILTERED TERMINAL BLOCK, 3 POSITION UL RECOGNIZED | |
| | | | | ANGLES ± N/A | Drawn S.M. 07-24-07 |
| | | | TUSONIX TUCSON, ARIZONA | Approved T.C. 07-24-07 | |
| | | | A | 7603-551N | |

X-2015 Rev-0